



Main

Range of product	Modicon M340 automation platform
Product or component type	Power supply module
Product compatibility	Not compatible with BMEXBP..02
Primary voltage	100...240 V
Supply circuit type	AC
Total useful secondary power	<= 36 W
Secondary power	15 W 3.3 V DC I/O module logic power supply 21.6 W 24 V DC sensor power supply 31.2 W 24 V DC I/O module power supply and processor

Complementary

Primary voltage limit	85...264 V
Network frequency	50/60 Hz
Network frequency limits	47...63 Hz
Apparent power	0.07 kVA
Power supply input current	0.52 A 240 V 1.04 A 115 V
Inrush current	<= 30 A 120 V <= 60 A 240 V
I ² t on activation	<= 1 A ² .s 120 V <= 3 A ² .s 240 V
It on activation	<= 0.05 A.s 120 V <= 0.07 A.s 240 V
Protection type	Internal fuse not accessible primary circuit Overload protection secondary circuit Overvoltage protection secondary circuit Short-circuit protection secondary circuit
Current at secondary voltage	0.9 A 24 V DC sensor power supply 1.3 A 24 V DC I/O module power supply and processor 4.5 A 3.3 V DC I/O module logic power supply
Power dissipation in W	<= 8.5 W
Status LED	1 LED green rack voltage OK

	1 LED green sensor voltage
Control type	RESET push-button cold restart
Electrical connection	1 connector 2 pin(s) alarm relay 1 connector 5 pin(s) line supply, protective earth, 24 V DC input sensor
Insulation resistance	>= 100 MOhm primary/ground >= 100 MOhm primary/secondary
Product weight	0.36 kg

Environment

Immunity to microbreaks	<= 1 ms
Dielectric strength	1500 V primary/ground 1500 V primary/secondary I/O module logic power supply 1500 V primary/secondary I/O module power supply and processor 2300 V primary/secondary sensor power supply 500 V 24 V sensor output/ground
IP degree of protection	IP20
Standards	IEC 61131-2 EN 61131-2
Ambient air temperature for storage	-40...85 °C
Ambient air temperature for operation	0...60 °C
Relative humidity	10...95 % without condensation
Protective treatment	TC

Offer Sustainability

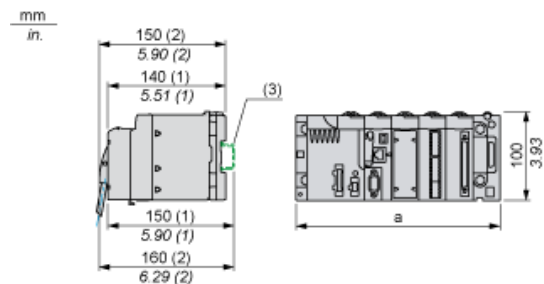
Sustainable offer status	Green Premium product
RoHS (date code: YYWW)	Compliant - since 0722 - Schneider Electric declaration of conformity Schneider Electric declaration of conformity
REACH	Reference contains SVHC above the threshold - Go to CaP for more details Go to CaP for more details
Product environmental profile	Available Product environmental
Product end of life instructions	Available End of life manual

Contractual warranty

Warranty period	18 months
-----------------	-----------

Modules Mounted on Racks

Dimensions

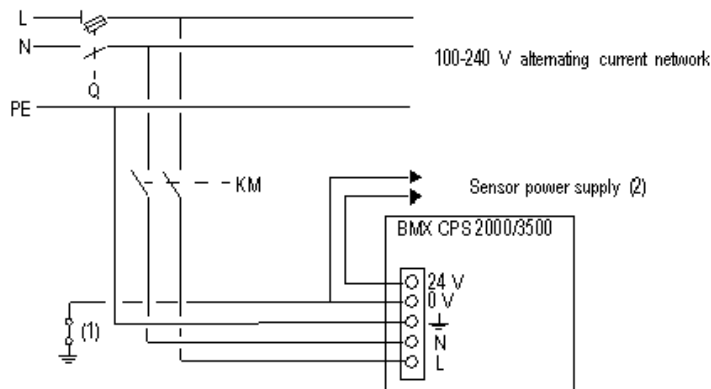


- (1) With removable terminal block (cage, screw or spring).
- (2) With FCN connector.
- (3) On AM1 ED rail: 35 mm wide, 15 mm deep. Only possible with BMXXBP0400/0400H/0600/0600H/0800/0800H rack.

Rack references	a in mm	a in in.
BMXXBP0400 and BMXXBP0400H	242.4	09.54
BMXXBP0600 and BMXXBP0600H	307.6	12.11
BMXXBP0800 and BMXXBP0800H	372.8	14.68
BMXXBP1200 and BMXXBP1200H	503.2	19.81

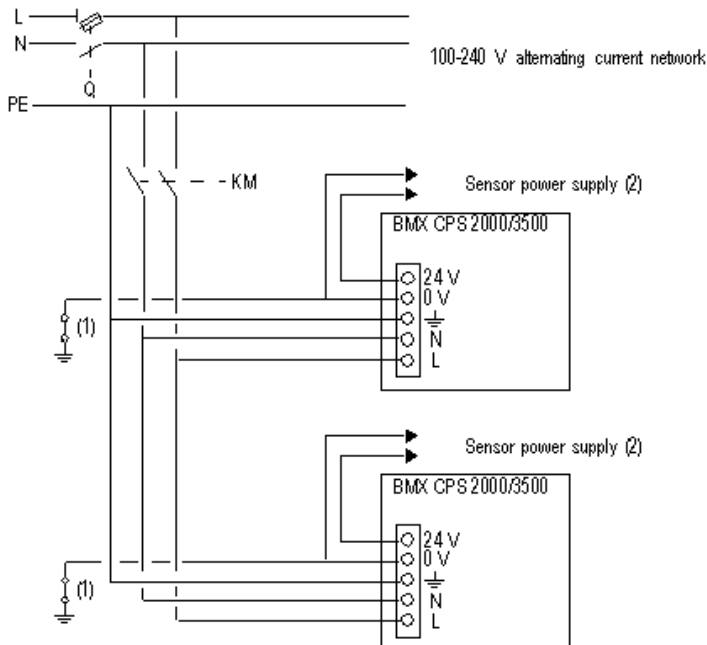
Connection of Alternating Current Power Supply Modules

Connection of a PLC Station Constituted of a Single Rack



- Q General isolator
- KM Line contactor or circuit breaker
- (1) Insulation connector bar for locating grounding errors
- (2) Available current of 0.45 A for the BMXCPS2000 module or 0.9 A for the BMXCPS3500 module

Connection of a PLC Station Constituted of Several Racks



- Q General isolator
- KM Line contactor or circuit breaker
- (1) Insulation connector bar for locating grounding errors
- (2) Available current of 0.45 A for the BMXCPS2000 module or 0.9 A for the BMXCPS3500 module